





































Cable TV - Rate Card #8 - National Cable Interconnect
Subscriber HH's: up to 1.2 million
Type: 30-Sec ROS (Run of Schedule)
Rotation: Mon-Sun

		Households	6am-12m	6pm-12m	12m-6am
A&E		1,035,055	\$245	\$368	\$123
ACC		267,427	\$157	\$236	\$79
AMC		822,158	\$210	\$315	\$105
Animal Planet		716,412	\$210	\$315	\$105
BET		384,222	\$157	\$236	\$79
Big 10		422,158	\$157	\$236	\$79
Bravo		925,483	\$210	\$315	\$105
Cartoon / Adult Swim		432,758	\$175	\$263	\$88
CBS Sports		218,199	\$175	\$263	\$88
CMT		460,762	\$157	\$236	\$79
CNBC		749,678	\$210	\$315	\$105
CNN		1,071,500	\$245	\$368	\$123
Comedy Central		621,628	\$210	\$315	\$105
Cooking		120,494	\$157	\$236	\$79
Discovery		1,034,033	\$245	\$368	\$123
Disney XD		246,034	\$157	\$236	\$79
E!		610,180	\$175	\$263	\$88

		Households	6am-12m	6pm-12m	12m-6am
ESPN		1,077,415	\$245	\$368	\$123
ESPN 2		1,010,056	\$245	\$368	\$123
ESPN Deportes		73,425	\$140	\$210	\$70
ESPN U		434,637	\$175	\$263	\$88
Food		1,017,022	\$245	\$368	\$123
Fox Business		514,171	\$210	\$315	\$105
Fox News		1,077,415	\$245	\$368	\$123
Fox Sports 1		898,475	\$210	\$315	\$105
Fox Sports 2		8,518	\$140	\$210	\$70
Freeform		937,120	\$210	\$315	\$105
FX		914,490	\$210	\$315	\$105
FXX		104,091	\$175	\$263	\$88
FYI		241,152	\$157	\$236	\$79
GSN		243,663	\$157	\$236	\$79
Golf		596,669	\$175	\$263	\$88
Hallmark		782,463	\$245	\$368	\$123
Hallmark Family		108,495	\$157	\$236	\$79

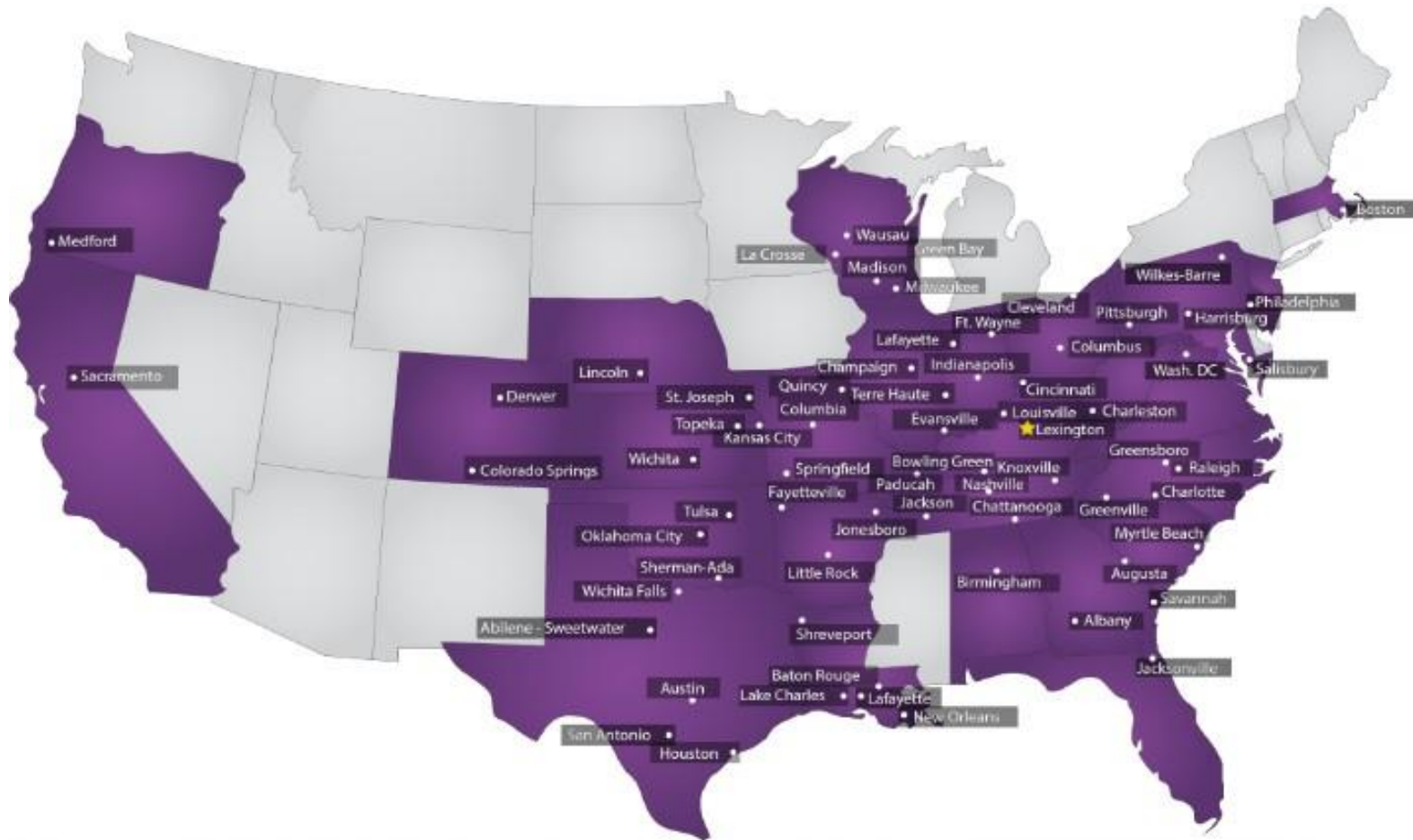
			6am-12m	6pm-12m	12m-6am
Headline		546,900	\$210	\$315	\$105
HGTV		1,071,200	\$245	\$368	\$123
History		1,046,767	\$245	\$368	\$123
ID		203,833	\$157	\$236	\$79
Lifetime		1,024,712	\$245	\$368	\$123
LMN		462,475	\$175	\$263	\$88
Magnolia		367,983	\$175	\$263	\$88
MLB		188,944	\$175	\$263	\$88
MSNBC		884,346	\$245	\$368	\$123
MTV		542,689	\$175	\$263	\$88
MTV2		27,694	\$140	\$210	\$70
National Geographic		389,961	\$175	\$263	\$88
Newsmax		301,690	\$210	\$315	\$105
NFL		645,171	\$175	\$263	\$88
Nickelodeon		540,308	\$315	\$473	\$158
Outdoor		181,454	\$157	\$236	\$79
OWN		281,567	\$175	\$263	\$88

			6am-12m	6pm-12m	12m-6am
Oxygen		233,058	\$157	\$236	\$79
Paramount		634,462	\$175	\$263	\$88
Pop		19,142	\$140	\$210	\$70
SEC		597,289	\$175	\$263	\$88
Science		597,289	\$140	\$210	\$70
Syfy		607,405	\$175	\$263	\$88
TBS		1,070,815	\$245	\$368	\$123
TLC		988,072	\$210	\$315	\$105
TNT		1,073,041	\$245	\$368	\$123
Travel		601,681	\$175	\$263	\$88
Tru-TV		626,081	\$175	\$263	\$88
TV Land		558,067	\$175	\$263	\$88
USA		1,076,848	\$245	\$368	\$123
VH1		331,028	\$175	\$263	\$88
ViceTV		4,122	\$140	\$210	\$70
WE		214,656	\$157	\$236	\$79
Weather		583,594	\$175	\$263	\$88

Where does this Interconnect Run?

	<u>DMA</u>	<u>HHs</u>
PHILADELPHIA, PA	4	98,878
HOUSTON, TX	7	13,387
WASHINGTON DC	8	28,000
BOSTON, MA-MANCHESTER, NH	9	2,980
PHOENIX-PRESCOT, AZ	11	39,570
MINNEAPOLIS-ST.PAUL, MN	15	11,992
DENVER, CO	16	222
CLEVELAND-AKRON-CANTON, OH	19	240
SACRAMENTO, CA	20	12,330
CHARLOTTE, NC	21	12,933
ST.LOUIS, MO	24	10,750
INDIANAPOLIS, IN	25	6,127
PITTSBURGH, PA	26	7,469
NASHVILLE, TN	27	4,829
SAN ANTONIO, TX	31	17,829
KANSAS CITY, MO	33	20,711
AUSTIN, TX	35	1,493
CINCINNATI, OH	36	132,082
GRNVLL-SPRTNBRG-ASHVILL-ANDRSN, NC	37	16,875
MILWAUKEE, WI	38	1,869
JACKSONVILLE, FL	41	6,898
HRRSBRG-LNCSTR-LBNN-YORK, PA	43	16,835
BIRMINGHAM-ANNISTON-TUSCALOOSA, AL	45	2,277
OKLAHOMA CITY, OK	46	9,337
GRNSBR-HGHPNT-WNSTN-SALEM, NC	47	4,548
LOUISVILLE, KY	48	7,666
NEW ORLEANS, LA	50	8,932
WILKES-BARRE-SCRANTON-HAZLETON, PA	57	138,209
LITTLE ROCK-PINE BLUFF, AR	60	10,890
KNOXVILLE, TN	61	9,420
TULSA, OK	62	15,345
LEXINGTON, KY	63	32,642
GREENBAY-APPLETON, WI	69	6,529
WICHITA-HUTCHINS, KS	70	2,422
MADISON, WI	72	16,738
OMAHA, NB	73	3367
SPRINGFIELD, MO	75	15944
CHARLESTON-HUNTINGTON, WV	79	4,055
CHATTANOOGA, TN	84	47,541

	<u>DMA</u>	<u>HHs</u>
SHREVEPORT, LA	89	12,507
CHAMPAIGN-SPRINGFIELD-DECATUR, IL	90	9,580
PDCH, KY-CAPE GIRARDEAU, MO-HRRSBRG, IL	92	3,084
BATON ROUGE, LA	95	14,710
FT. SMITH-FAYETTEVILLE-SPRINGDALE-ROGERS, AR	97	16,885
BOISE, ID	98	56,890
MYRTLE BEACH-FLORENCE, SC	100	1,286
LINCOLN-HASTINGS-KEARNY, NE	106	1,139
EVANSVILLE, IN	107	3,941
FT. WAYNE, IN	108	1,204
AUGUSTA,GA-AIKEN, SC	110	375
FARGO-VALLEY CITY, ND	113	40,302
LAFAYETTE, LA	125	7,579
COLUMBUS-OPELIKA, AL	126	4,404
LACROSSE-EAU CLAIRE, WI	128	1,652
WAUSAU-RHINELANDER, WI	132	4,271
SALISBURY, MD	135	1,590
MEDFORD-KLAMATH FALLS, OR	136	730
COLUMBIA-JEFFERSON CITY, MO	137	7,789
TOPEKA, KS	141	84
WICHITA FALLS-LAWTON, TX	148	3,480
SIOUX CITY, IA	149	29,106
JOPLIN-PITTSBURG, KS	152	25,030
ALBANY, GA	154	1,639
IDAHO FALLS-POCATELLO-JACKSON, ID	155	16,154
BILOXI-GULFPORT, MS	157	30,921
TERRE HAUTE, IN	158	5,116
SHERMAN-ADA, TX-OK	160	20,042
ABILENE-SWEETWATER, TX	167	72
JACKSON, TN	171	36,354
LAKE CHARLES, LA	173	1,394
QUINCY-HANNIBAL-KEOKUK, IL	176	2,070
JONESBORO, AR	183	275
BOWLING GREEN, KY	184	4,266
LAFAYETTE, IN	187	1,734
TWIN FALLS, ID	189	5,992
CASPER-RIVERTON, WY	198	457
ST.JOSEPH, MO	201	5,002



NOTES:

1. All rates include **FREE** Infrastructure Review.
2. Clients must approve all final schedules prior to placement.
3. All rates subject to change without prior notice.
4. All networks are subject to availability at time of placement.
5. All placements after November 15, subject to potential rate increase of +25%.
6. All time blocks listed above are "ROS", run of schedule. Client picks time blocks, networks/platform pick exact run time.
7. Rates listed are for 30-sec spots, 60-sec spots are double.
8. All spots are subject to content approval by network/platform prior to placement.
9. Additional networks may be available upon request.
- 10: All rates subject to change without written or published notice.

Rate Card Updated: 4/17/2025



Thank You for Choosing National Media Spots, Inc.

We Appreciate Your Business!

888-579-8088

www.nationalmediaspots.com

media@nationalmediaspots.com